

4.08 Webex

Hinweise of the UniRZ

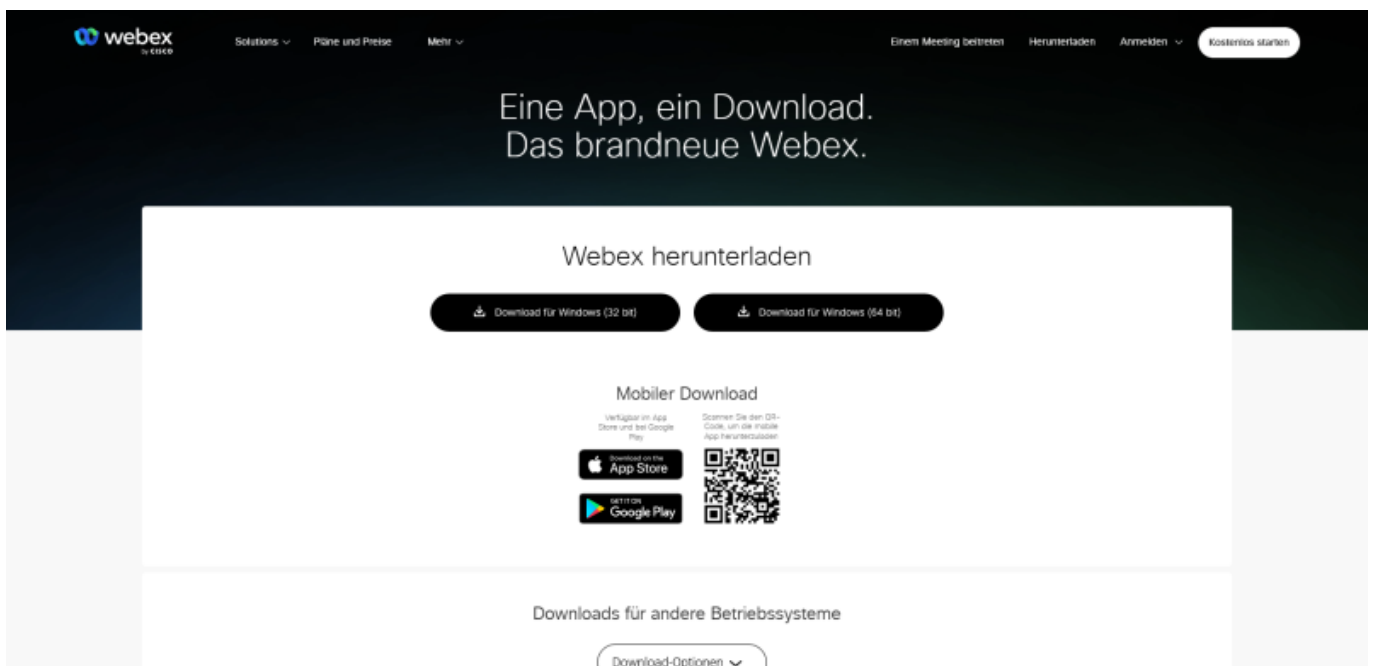
Web client

- <https://tu-ilmenuau.webex.com/> go to
- click on „Login“ in the top right-hand corner
- enter your university e-mail address and click on „Login
- log in with the access data of the university account

Desktop client

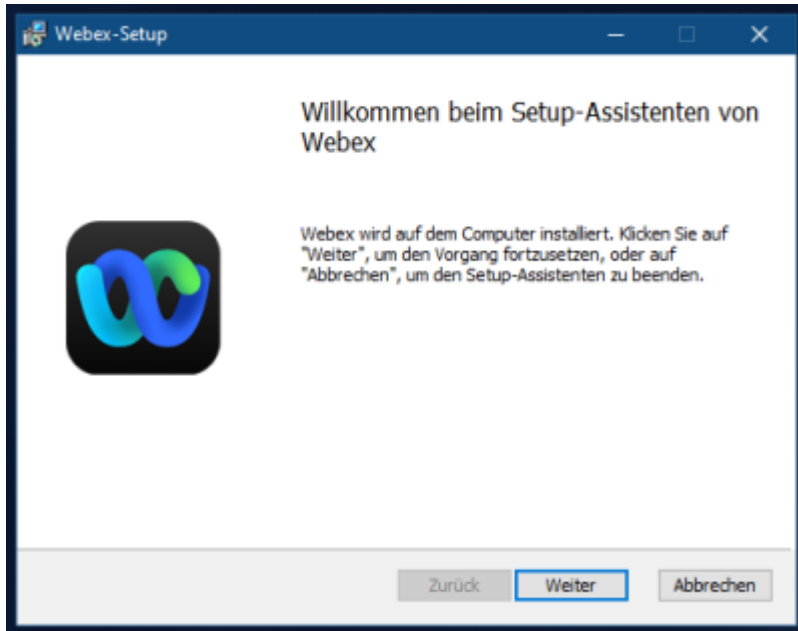
The desktop client is available for Windows, MacOS and Linux (rpm, deb). It supports Webex Meetings and Webex Teams, but not Webex Training.

Windows

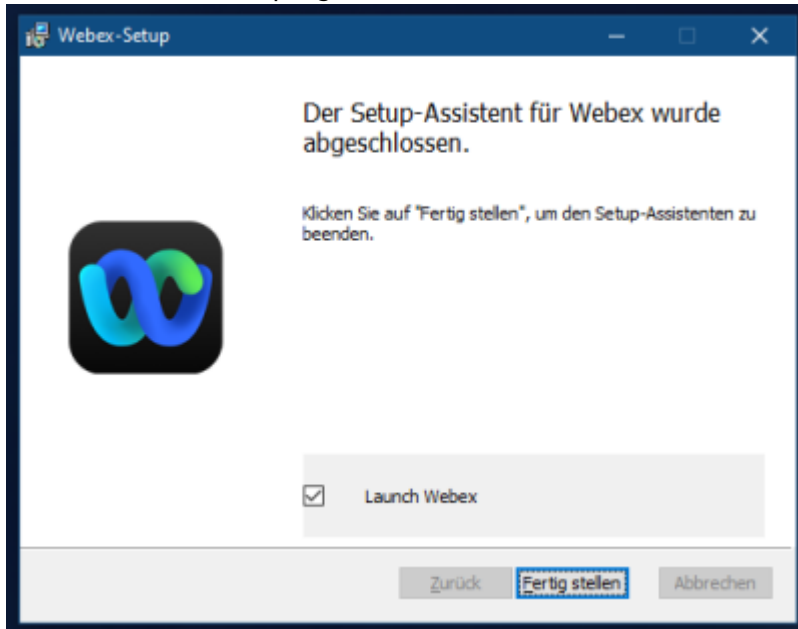


The screenshot shows the Webex website's download page. At the top, there is a navigation bar with the Webex logo, menu items like 'Solutions', 'Pläne und Preise', and 'Mehr', and a 'Kostenlos starten' button. The main heading reads 'Eine App, ein Download. Das brandneue Webex.' Below this, the section 'Webex herunterladen' features two buttons: 'Download für Windows (32 bit)' and 'Download für Windows (64 bit)'. The 'Mobiler Download' section includes instructions for downloading from the App Store and Google Play, along with a QR code. At the bottom, there is a section for 'Downloads für andere Betriebssysteme' with a 'Download-Optionen' dropdown menu.

<https://www.webex.com/de/downloads.html> and click on „Download for Windows (64 bit)“.



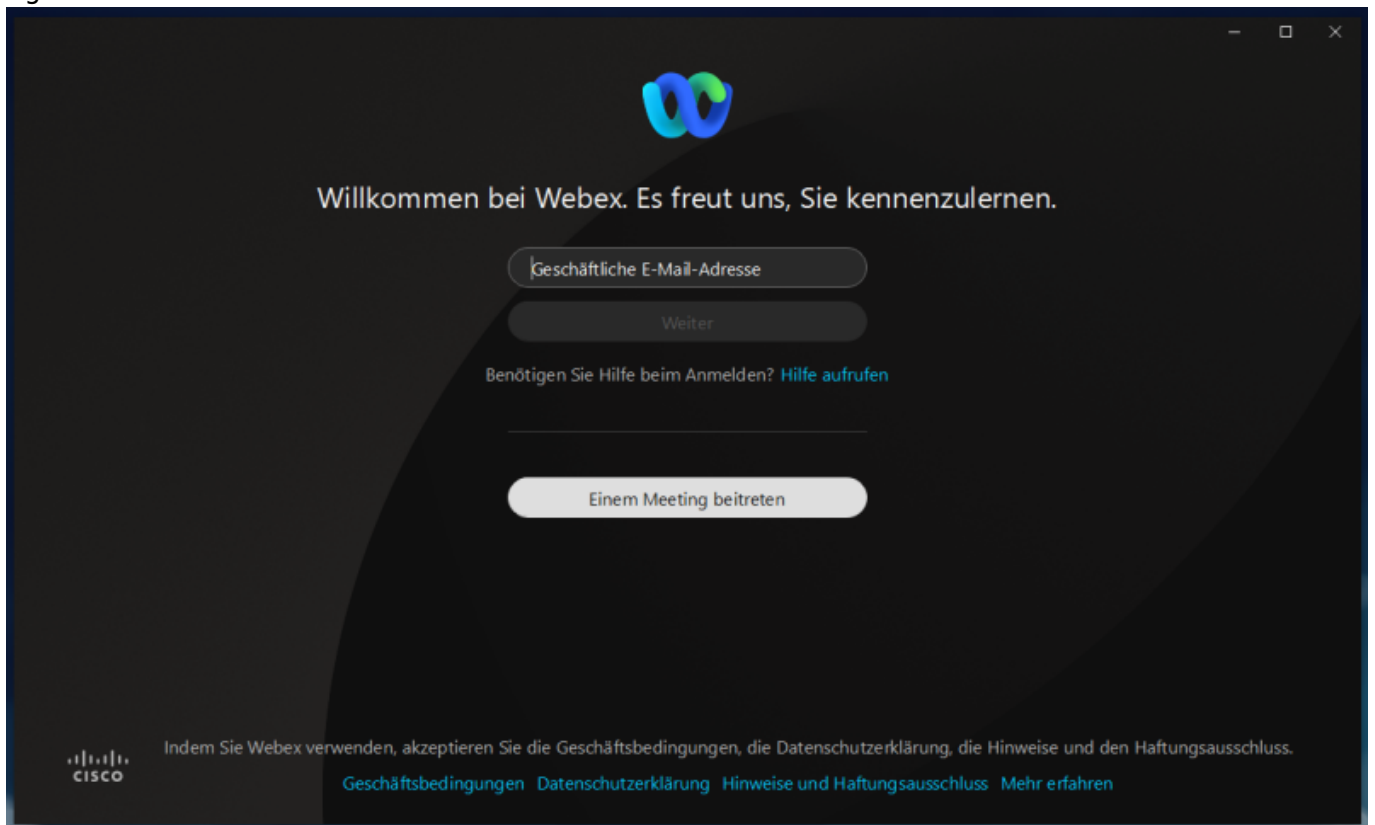
Run the installation programme



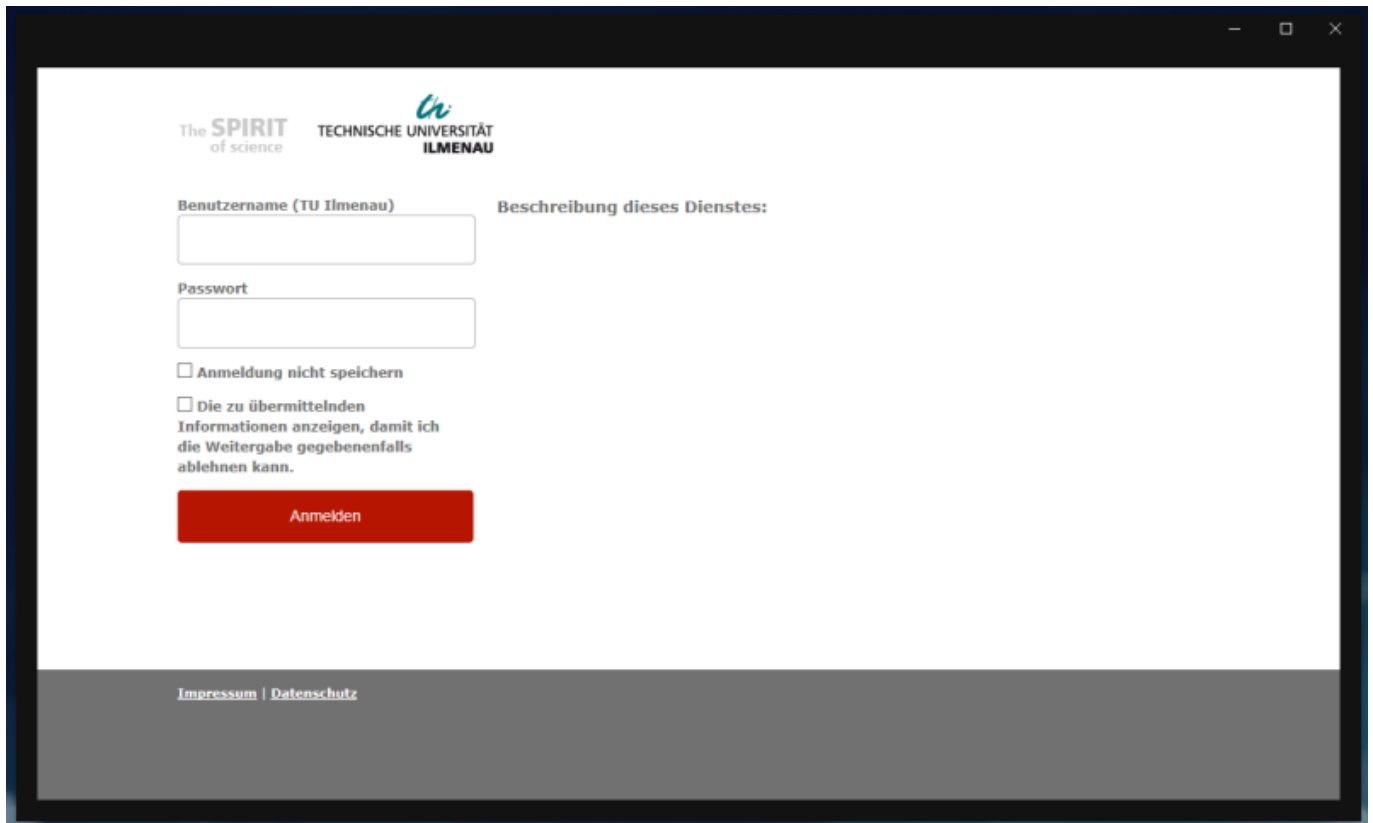
Complete the installation and start the programme either directly or via the Start menu.



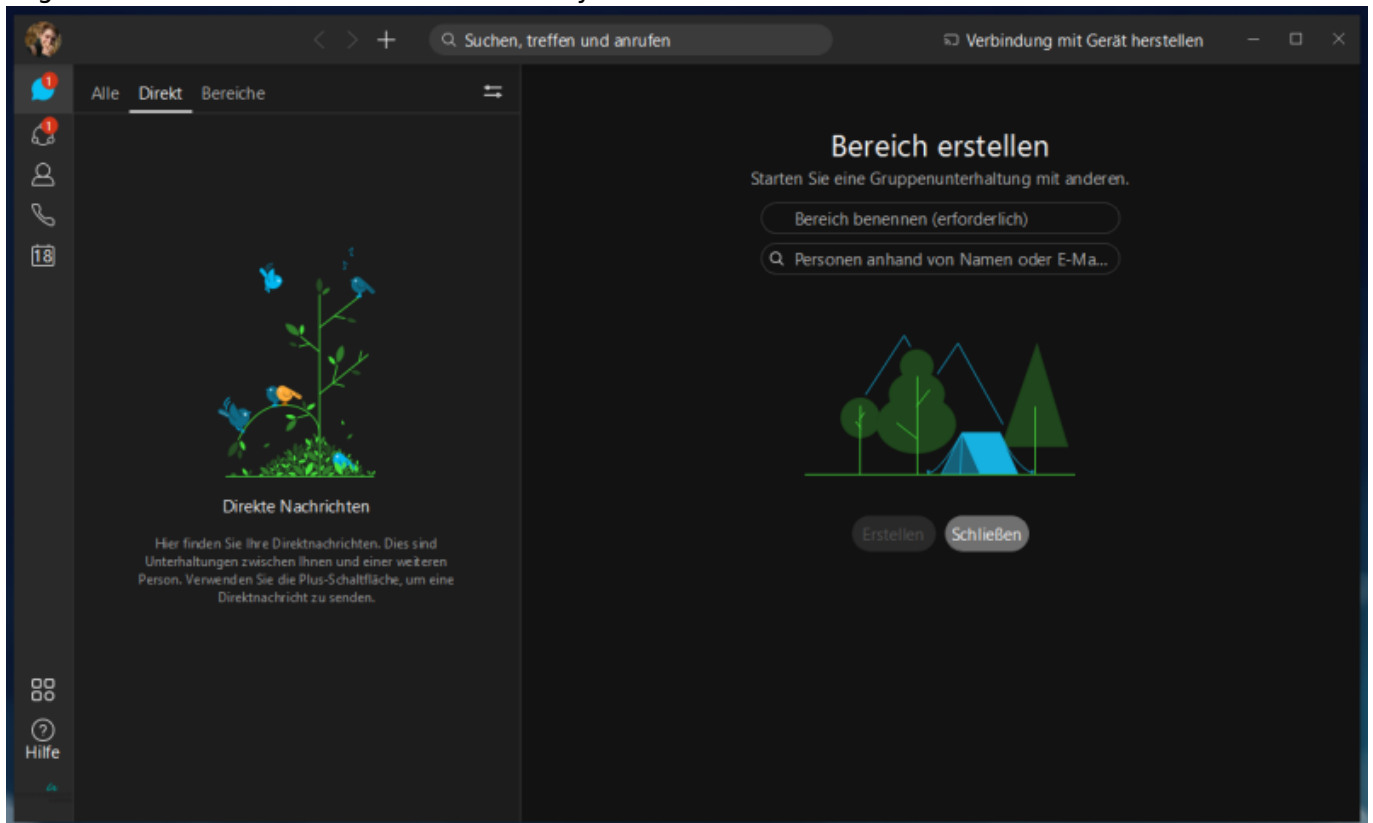
Agree to the terms



Enter your university e-mail address and click on „Next

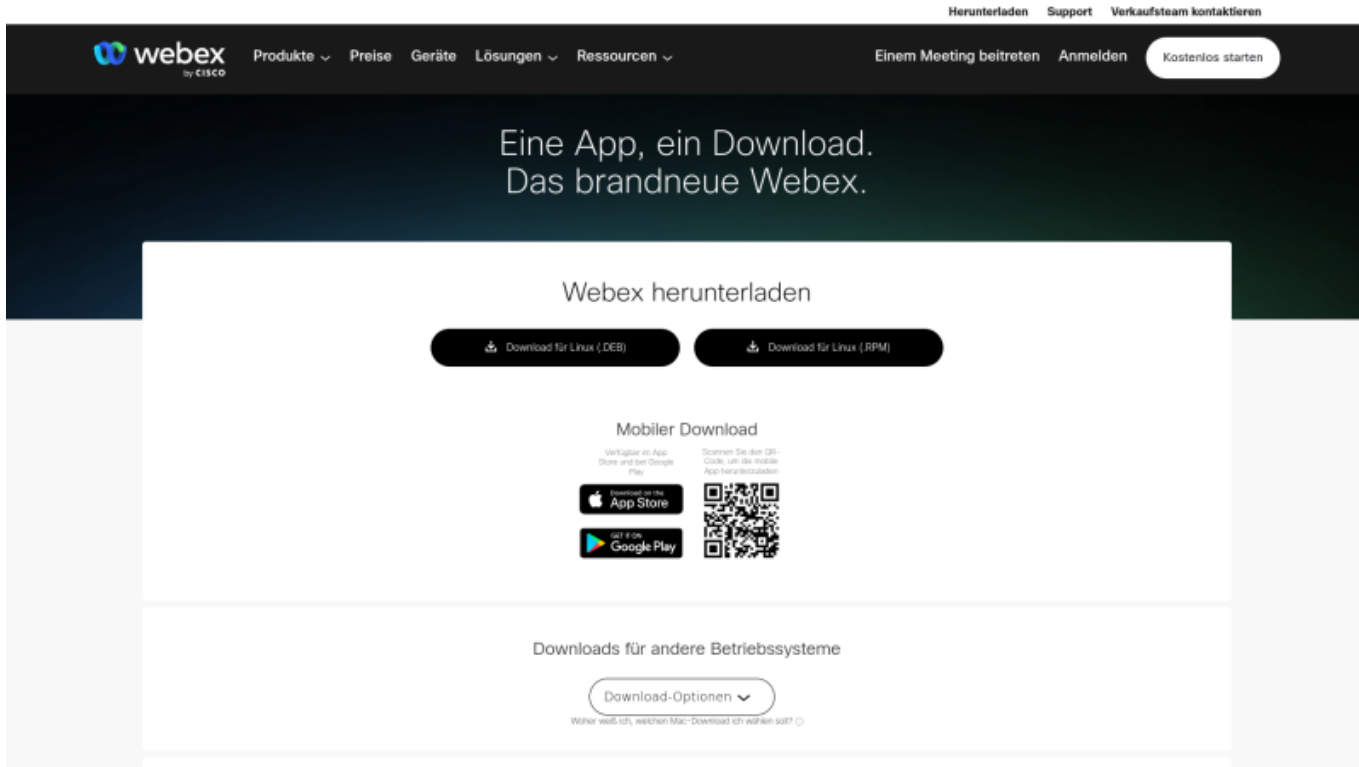


Log in with the access data of the university account



Installation successfully completed

Linux

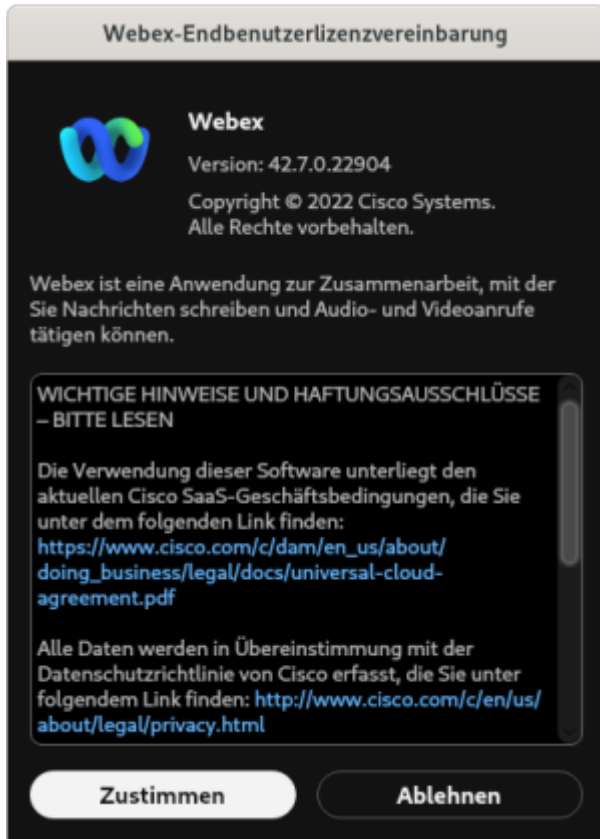


<https://www.webex.com/de/downloads.html> go to „Download for Linux (.RPM)“ (Red Hat, CentOS, Fedora) or „Download for Linux (.DEB)“ (Debian, Ubuntu).

```
root@localhost:/home/marc/Downloads
[root@localhost Downloads]# dnf localinstall Webex.rpm
CentOS Stream 9 - BaseOS          4.5 MB/s | 5.9 MB    00:01
CentOS Stream 9 - AppStream       12 MB/s | 15 MB     00:01
CentOS Stream 9 - Extras packages  16 kB/s | 8.5 kB    00:00
Abhängigkeiten sind aufgelöst.
=====
Paket           Arch.    Version           Paketquelle      Größe
=====
Installieren:
webex           x86_64   42.7.0.22904-1   @commandline    255 M
Abhängigkeiten werden installiert:
libXScrnSaver  x86_64   1.2.3-10.el9     appstream        25 k
xcb-util-image x86_64   0.4.0-19.el9     appstream        20 k
xcb-util-keysyms x86_64  0.4.0-17.el9     appstream        15 k
xcb-util-renderutil x86_64  0.3.9-20.el9     appstream        18 k
xcb-util-wm     x86_64   0.4.1-22.el9     appstream        32 k
=====
Transaktionszusammenfassung
=====
Installieren 6 Pakete

Gesamtgröße: 256 M
Gesamte Downloadgröße: 109 k
Installationsgröße: 719 M
Ist dies in Ordnung? [j/N]: j
```

In the terminal `dnf localinstall /path/to/Webex.rpm` (Red Hat, CentOS, Fedora) or `apt install -f /path/to/Webex.deb` (Debian, Ubuntu).



Run Webex, agree to the terms and conditions and log in with your university account (see Windows instructions).

Android

[Webex \(Google Play\)](#)

iOS

[Webex \(App Store\)](#)

From:
<https://www.erstiwiki.de/> - **ErstiWiki**

Permanent link:
<https://www.erstiwiki.de/en/dienste/webex?rev=1695750104>

Last update: **12.10.2023 20:43**

