

« en:dienste:vpn ^ ^ en:dienste:nextcloud »

4.08 Webex

[Hinweise of the UniRZ](#)

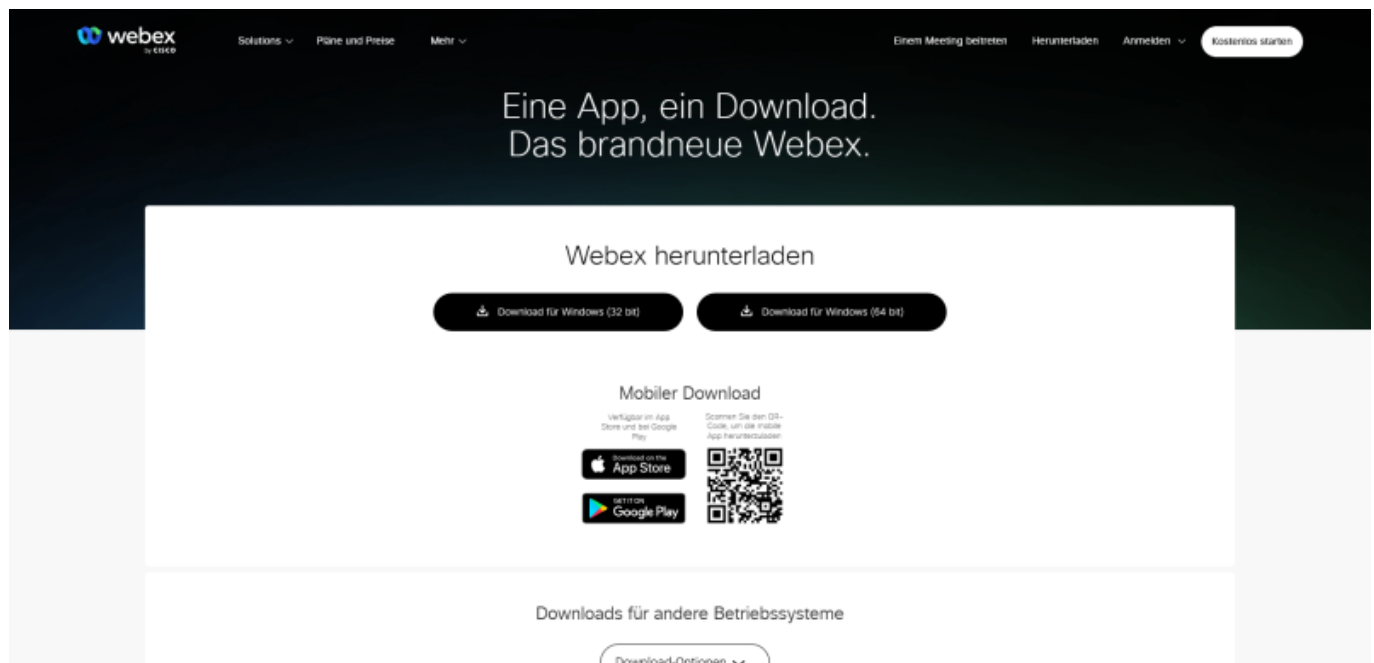
Web client

- <https://tu-ilmenau.webex.com/> go to
- click on „Login“ in the top right-hand corner
- enter your university e-mail address and click on „Login“
- log in with the access data of the university account

Desktop client

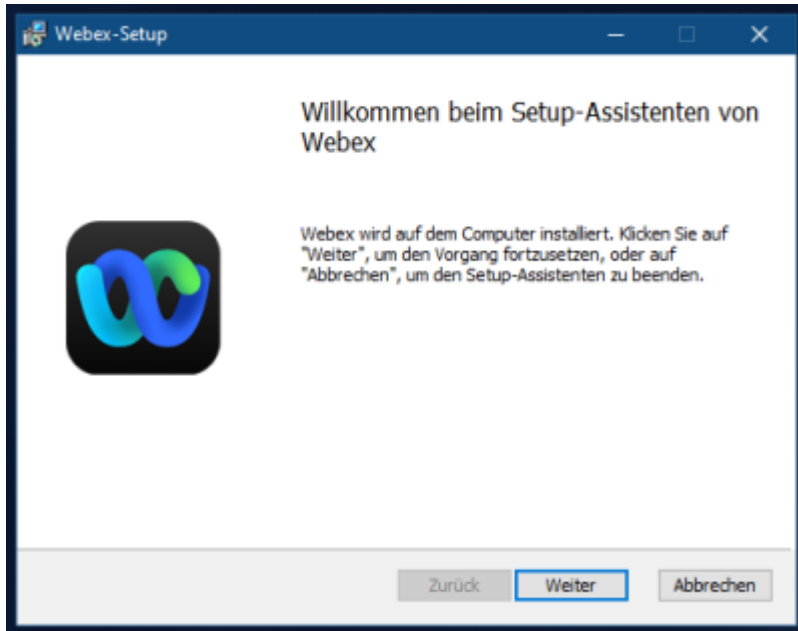
The desktop client is available for Windows, MacOS and Linux (rpm, deb). It supports Webex Meetings and Webex Teams, but not Webex Training.

Windows

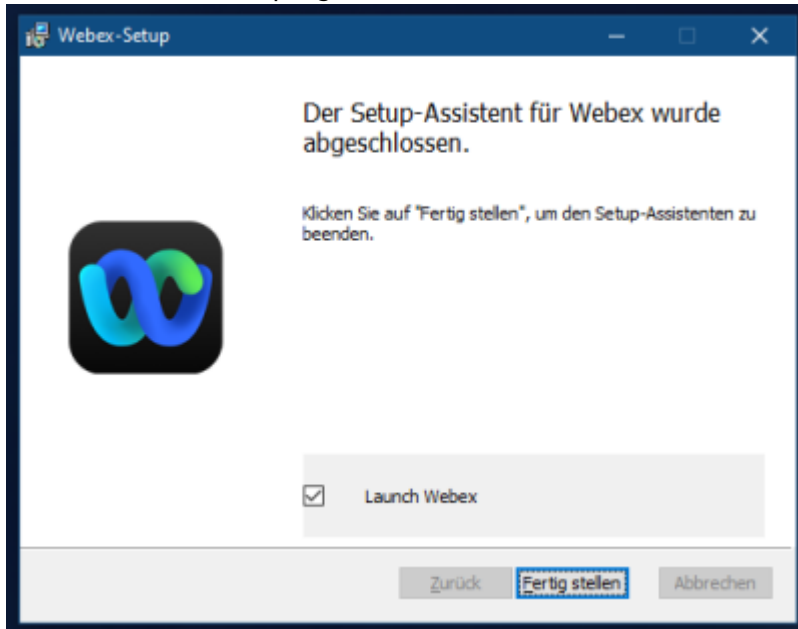


The screenshot shows the Webex website's download page. The header includes the Webex logo and navigation links: 'Solutions', 'Pläne und Preise', 'Mehr', 'Einem Meeting beitreten', 'Herunterladen', 'Anmelden', and 'Kostenlos starten'. The main heading reads 'Eine App, ein Download. Das brandneue Webex.' Below this, the section 'Webex herunterladen' features two buttons: 'Download für Windows (32 bit)' and 'Download für Windows (64 bit)'. The 'Mobiler Download' section includes instructions to visit the App Store or Google Play, and a QR code. The bottom section, 'Downloads für andere Betriebssysteme', has a dropdown menu for 'Download-Optionen'.

<https://www.webex.com/de/downloads.html> and click on „Download for Windows (64 bit)“.



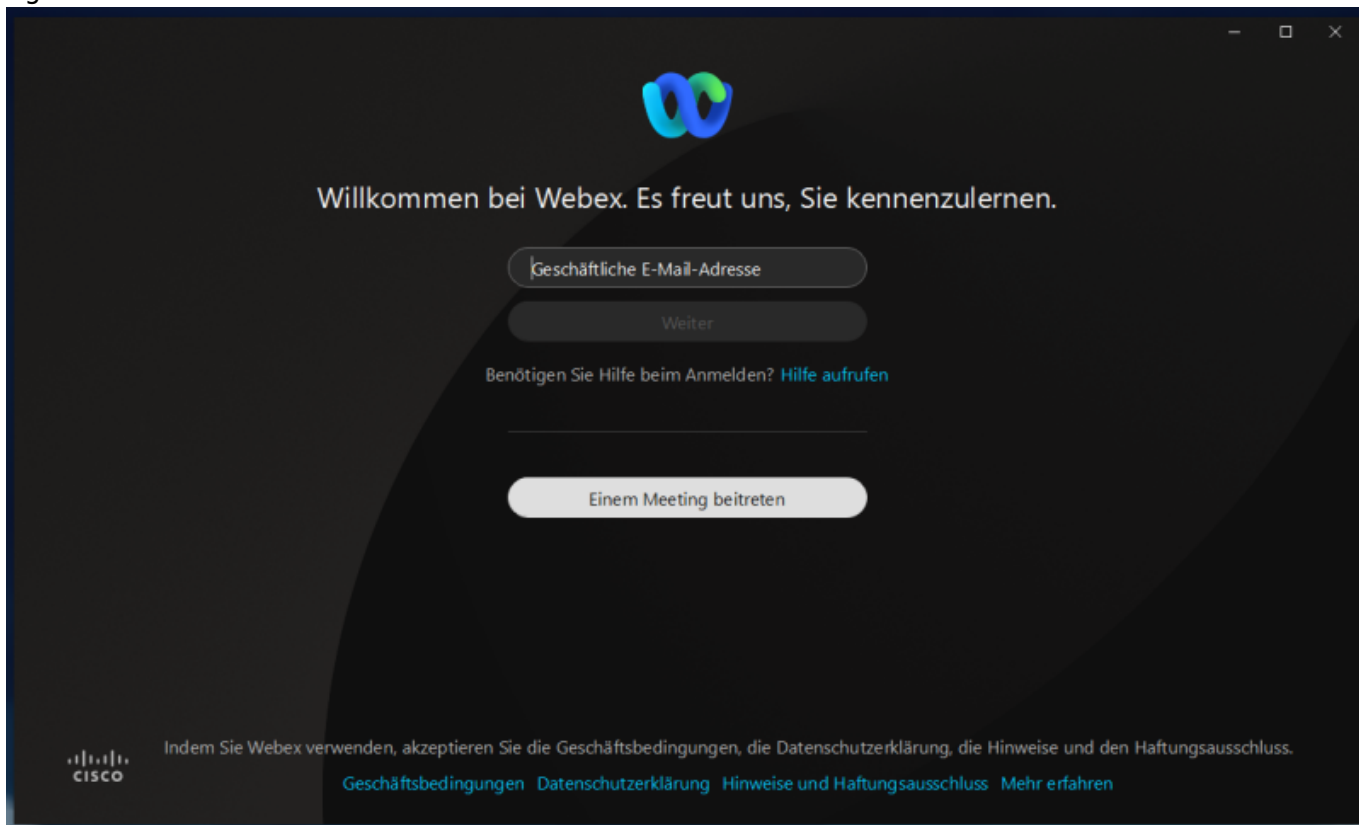
Run the installation programme



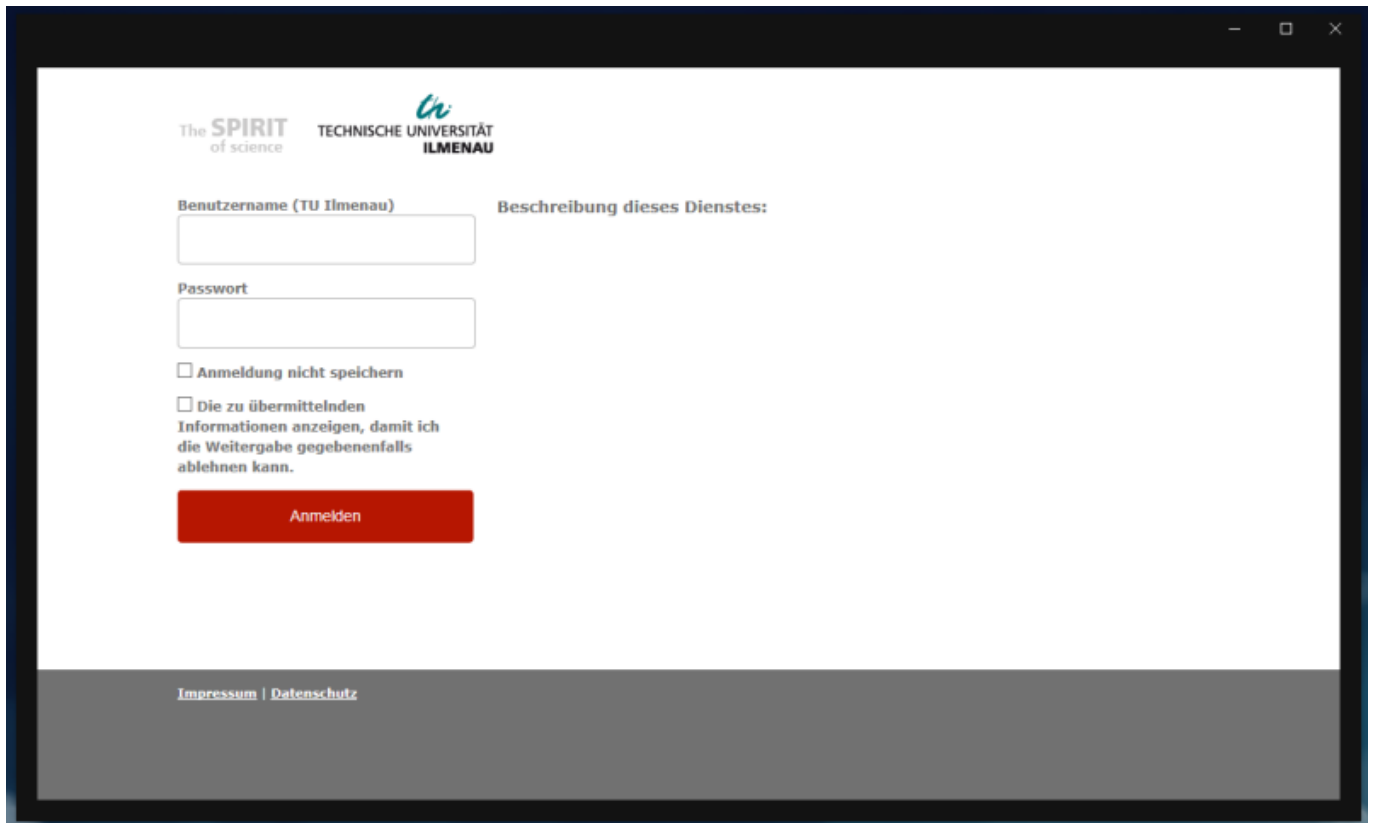
Complete the installation and start the programme either directly or via the Start menu.



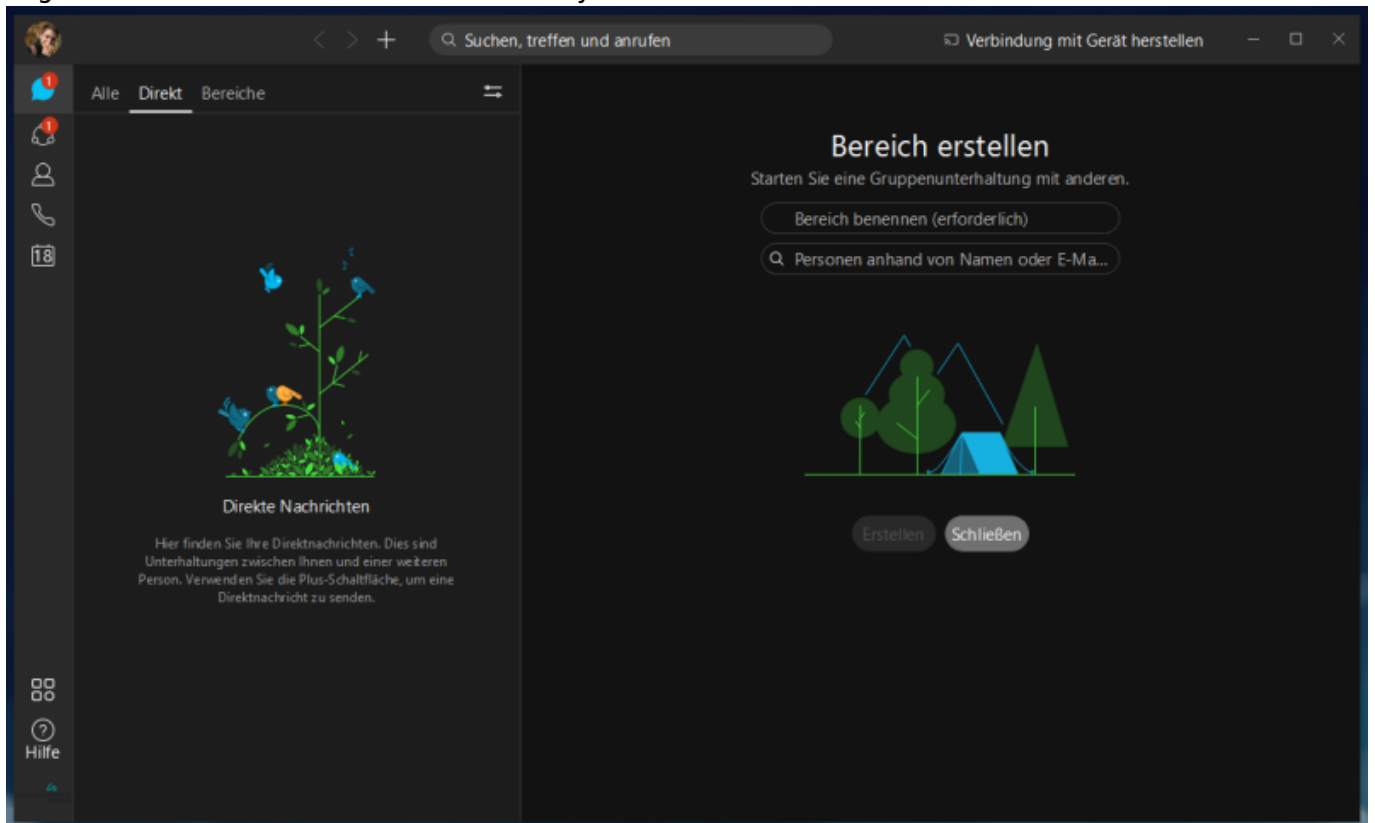
Agree to the terms



Enter your university e-mail address and click on „Next



Log in with the access data of the university account



Installation successfully completed

Linux

Herunterladen Support Verkaufsteam kontaktieren

webex by CISCO Produkte ▾ Preise Geräte Lösungen ▾ Ressourcen ▾ Einem Meeting beitreten Anmelden Kostenlos starten




Eine App, ein Download. Das brandneue Webex.

Webex herunterladen

Download für Linux (.DEB) Download für Linux (.RPM)

Mobiler Download

Verfügen Sie die App im App Store und bei Google Play.
Scannen Sie den QR-Code, um die mobile App herunterzuladen.

Downloads für andere Betriebssysteme

Download-Optionen ▾

Woher weiß ich, welchen Mac-Download ich wählen soll?

<https://www.webex.com/de/downloads.html> go to „Download for Linux (.RPM)“ (Red Hat, CentOS, Fedora) or „Download for Linux (.DEB)“ (Debian, Ubuntu).

```

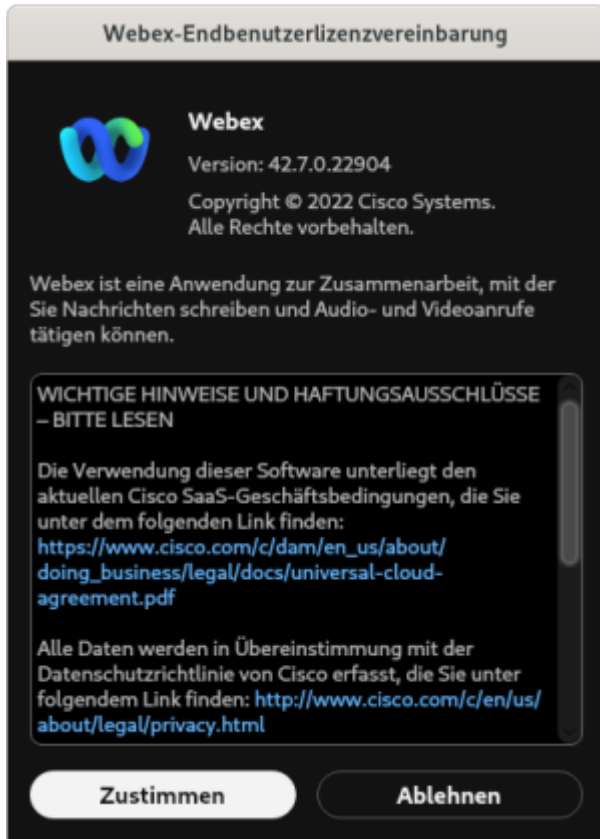
root@localhost:/home/marc/Downloads
[root@localhost Downloads]# dnf localinstall Webex.rpm
CentOS Stream 9 - BaseOS                4.5 MB/s | 5.9 MB    00:01
CentOS Stream 9 - AppStream             12 MB/s | 15 MB     00:01
CentOS Stream 9 - Extras packages       16 kB/s | 8.5 kB     00:00
Abhängigkeiten sind aufgelöst.
=====
Paket                Arch.    Version                Paketquelle           Größe
=====
Installieren:
webex                x86_64   42.7.0.22904-1        @commandline          255 M
Abhängigkeiten werden installiert:
libXScrnSaver        x86_64   1.2.3-10.e19          appstream              25 k
xcb-util-image        x86_64   0.4.0-19.e19          appstream              20 k
xcb-util-keysyms     x86_64   0.4.0-17.e19          appstream              15 k
xcb-util-renderutil  x86_64   0.3.9-20.e19          appstream              18 k
xcb-util-wm           x86_64   0.4.1-22.e19          appstream              32 k

Transaktionszusammenfassung
=====
Installieren 6 Pakete

Gesamtgröße: 256 M
Gesamte Downloadgröße: 109 k
Installationsgröße: 719 M
Ist dies in Ordnung? [j/N]: j

```

In the terminal `dnf localinstall /path/to/Webex.rpm` (Red Hat, CentOS, Fedora) or `apt install -f /path/to/Webex.deb` (Debian, Ubuntu).




Run Webex, agree to the terms and conditions and log in with your university account (see Windows instructions).

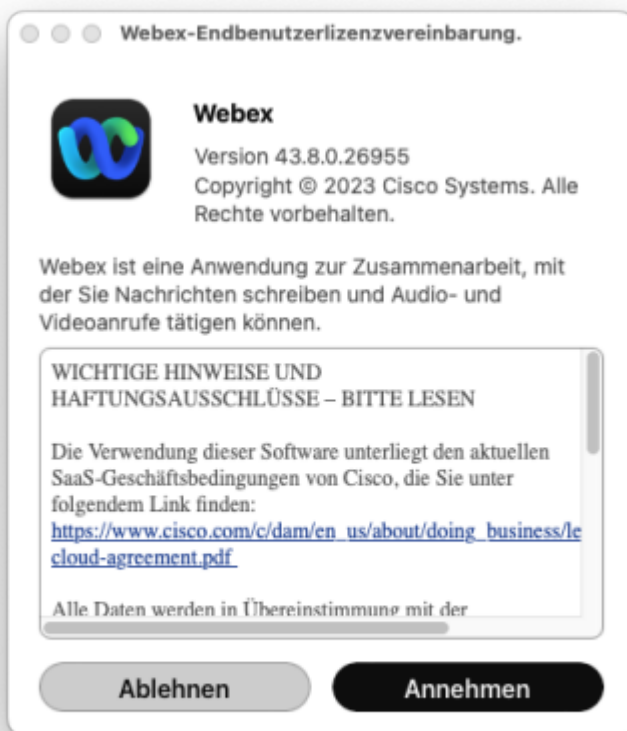
MacOS



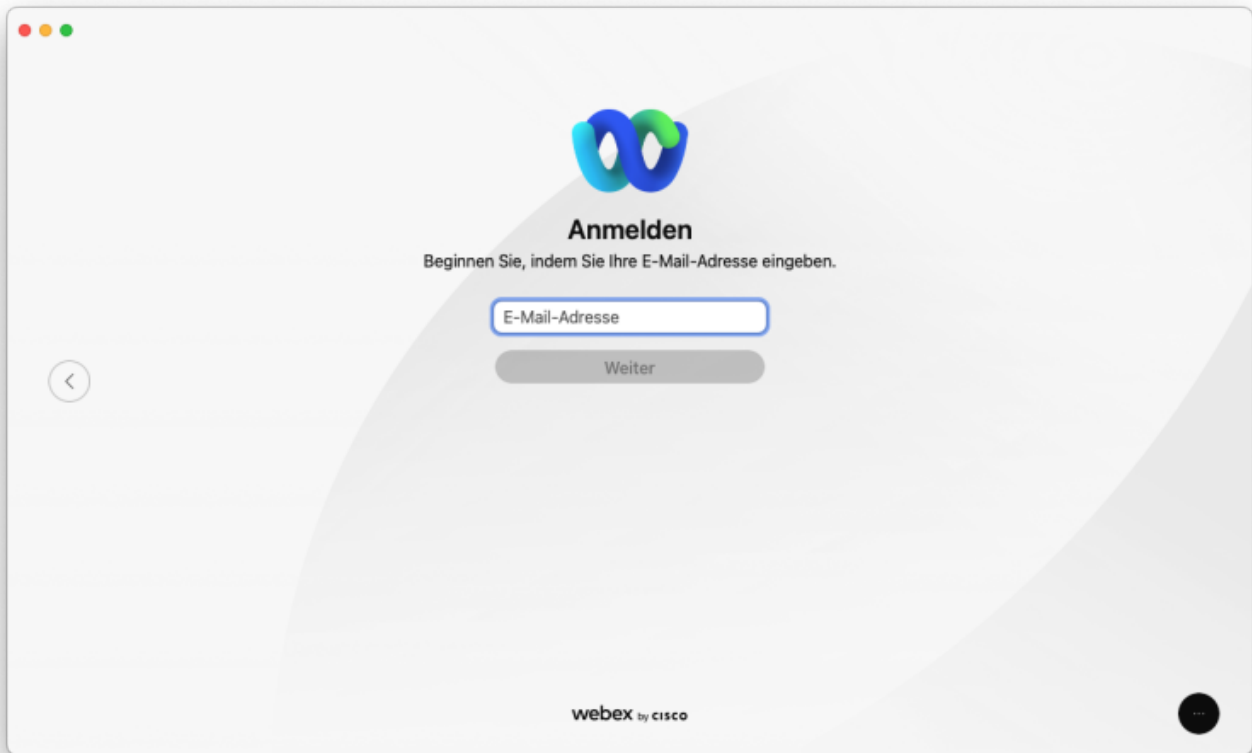
<https://www.webex.com/de/downloads.html> and, depending on the processor, click on „Download for macOS (Intel chip)“ (Intel processor) or „Download for macOS (Apple M1 chip)“ (ARM processor).



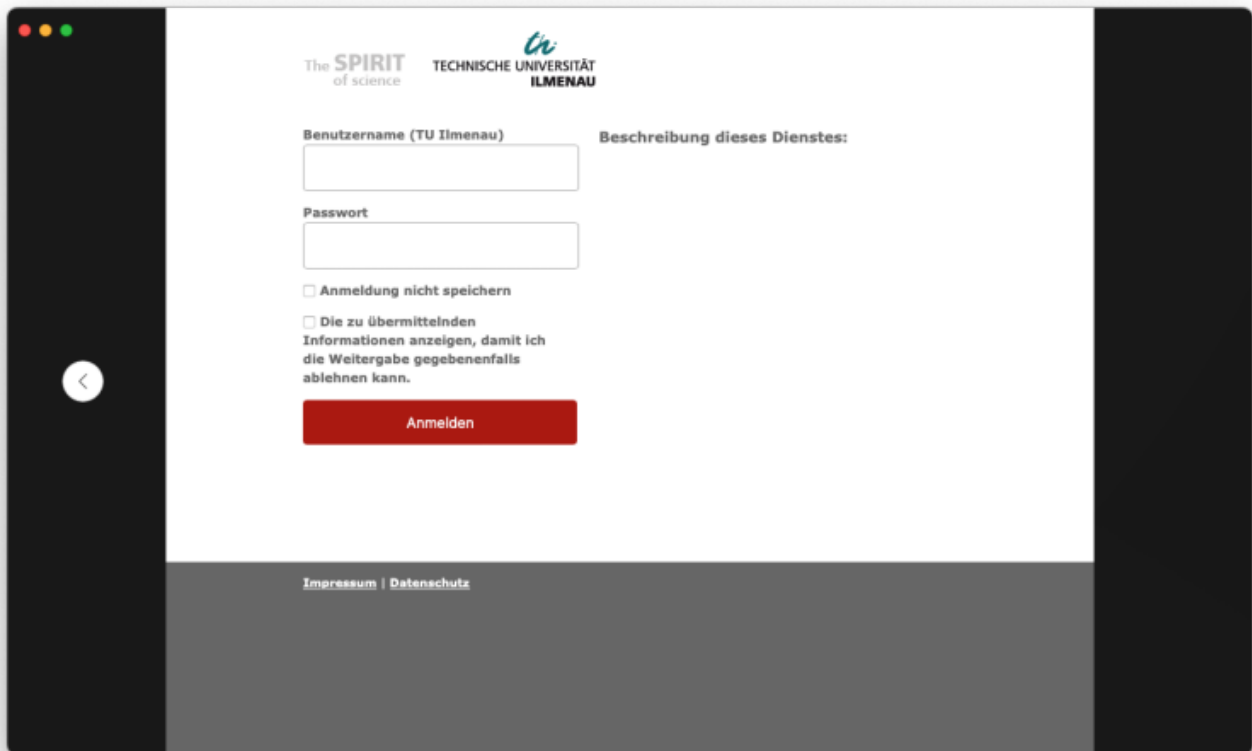
Call up the DMG file and copy the programme into the programmes folder by dragging the programme icon onto the folder.



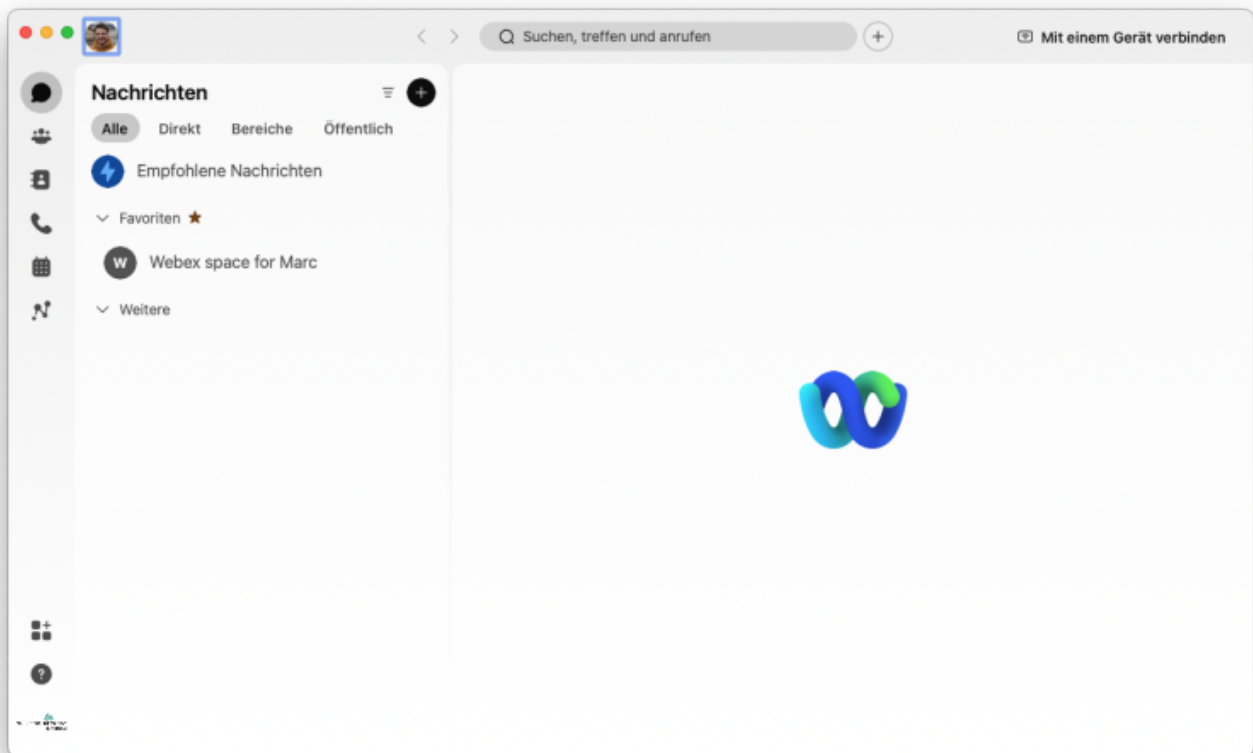
Now start the programme and agree to the conditions



Enter your university e-mail address and click on „Next



Log in with the access data of the university account



Installation successfully completed

Android

[Webex \(Google Play\)](#)

iOS

[Webex \(App Store\)](#)

From:
<https://www.erstiwiki.de/> - **erstigui.de**

Permanent link:
<https://www.erstiwiki.de/en/dienste/webex?rev=1697136315>

Last update: **12.10.2023 20:45**

